

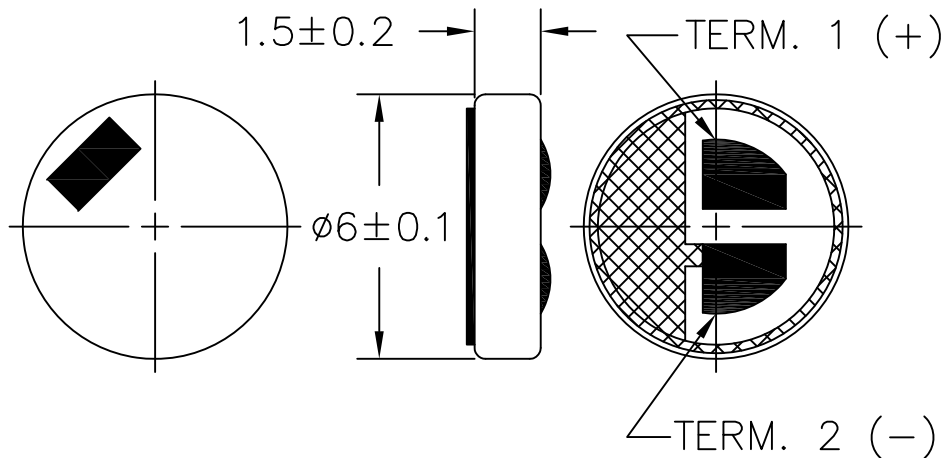
THIS DOCUMENT CONTAINS DATA PROPRIETARY TO PROJECTS UNLIMITED, INC. ANY USE OR REPRODUCTION, IN ANY FORM, WITHOUT PRIOR WRITTEN PERMISSION OF PROJECTS UNLIMITED, INC. IS PROHIBITED.  
© 2005, Projects Unlimited Inc.

## SPECIFICATIONS

PARAMETERS	VALUES	UNITS
DIRECTIVITY	OMNI	-
SENSITIVITY	-27±3	dB
STANDARD OPERATING VOLTAGE	2	Vdc
MAX OPERATING VOLTAGE	10	Vdc
CURRENT CONSUMPTION (MAX)	0.5	mA
IMPEDANCE	2.2	kOhm
SIGNAL TO NOISE RATIO (MIN.)	58	dB
TERMINAL	SOLDER PAD	-
INTERNAL CAPACITOR	33,10	pF

REVISIONS			
LTR	DESCRIPTION	DATE	APPROVED
-	RELEASED FROM ENGINEERING	12/20/06	
A	REVISED IP RATING	7/2/08	B.R.
B	REVISED SIGNAL TO NOISE RATIO	6/10/13	B.R.

## MICROPHONE

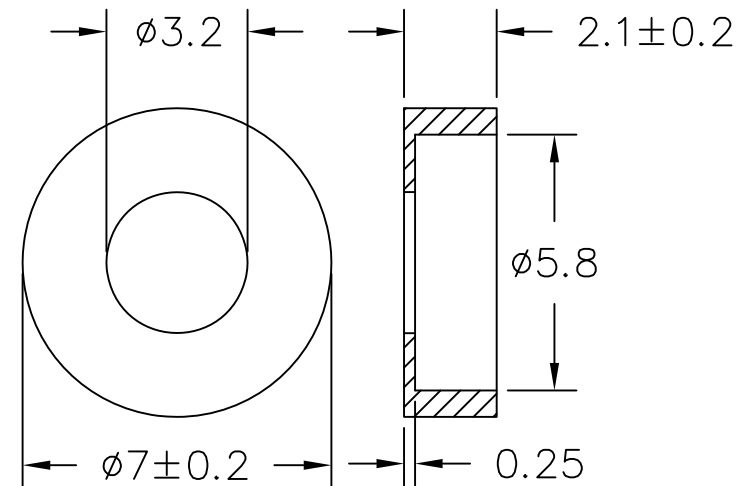



### NOTES:

1. ALL DIMENSIONS ARE IN MILLIMETERS.
2. SPECIFICATION SUBJECT TO CHANGE OR WITHDRAWAL WITHOUT NOTICE.
3. THIS PART IS RoHS 2002/95/EC COMPLIANT.
4. PART IS IP57 RATED.
5. ASSEMBLY IS WASHABLE WITH BOOT IN PLACE.

FILE NAME  
POW-1527L-C3310-AMP-R.DWG

## RUBBER HOLDER



UNLESS OTHERWISE SPECIFIED: DIMENSIONS ARE IN MILLIMETERS, TOLERANCES ARE $\pm 0.5$ AND ANGLES ARE $\pm 3^\circ$ .		 A Division of Projects Unlimited		6300 Sand Lake Road Dayton, Ohio 45414	
APPROVALS		DATE		MICROPHONE	
DRAWN	J.D.	12/06		SIZE	DRAWING NO.
CHECKED	D.F.	01/07		A	POW-1527L-C3310-AMP-R
APPROVED	R.W.	01/07		SCALE: N.T.S.	SHEET 1 OF 1