

AST-03208MR-R 32mm Speaker

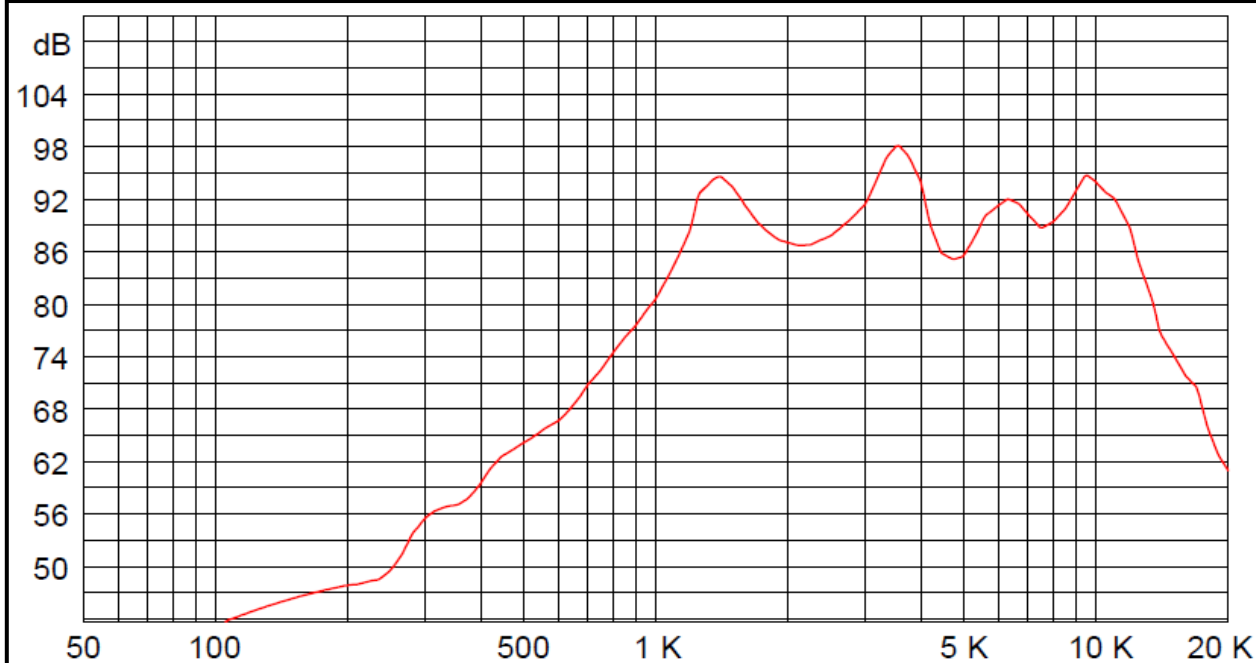



3541 Stop Eight Road • Dayton, Ohio 45414

Product Overview

- 32mm diameter speaker with Neodymium magnet for 82 dB sensitivity
- 0.1W continuous, 0.2W maximum power handling and 8Ω impedance
- Mylar cone for wide frequency response
- Thru hole design and wave solderable for PCB mount

Frequency Response (0.1W @ 0.1 meter)



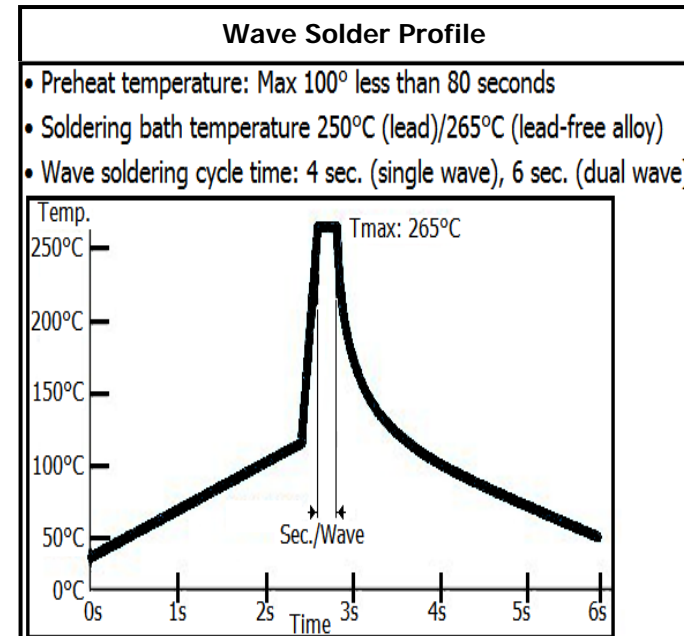
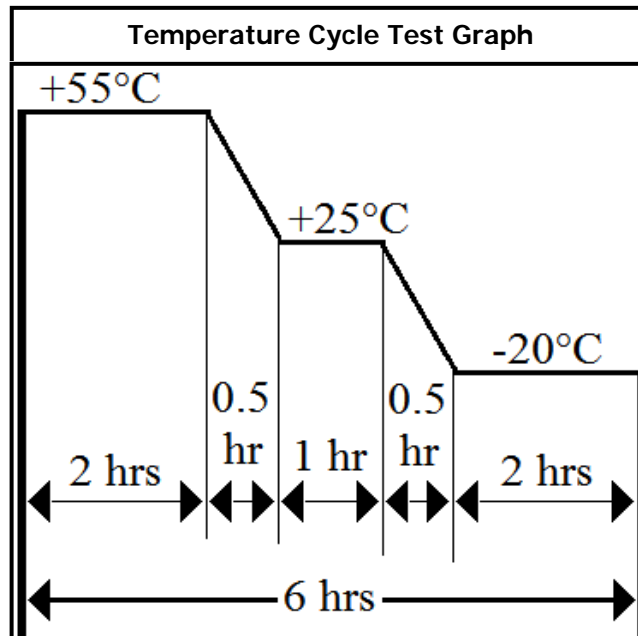


pui
audio™ inc
a projects unlimited company

AST-03208MR-R 32mm Speaker

Mechanical and Environment Testing	
Test Description	Test Condition
High Temperature	55°C with random humidity for 96 hours
Low Temperature	-20°C with random humidity for 96 hours
Humidity	40°C with 90% to 95% relative humidity for 96 hours
Vibration	1.5 mm movement modulated at 10 to 55 Hz for 2 hours
Drop Test	75 cm free fall onto 40 mm thick board, 10 cycles
Temperature Cycle Test	-20°C to 55°C, 5 cycles (refer to Temperature Cycle Test Graph)

After tests, speaker shall rest for 1 hours. SPL shall not deviate ± 3 dB from pre-test measurement.



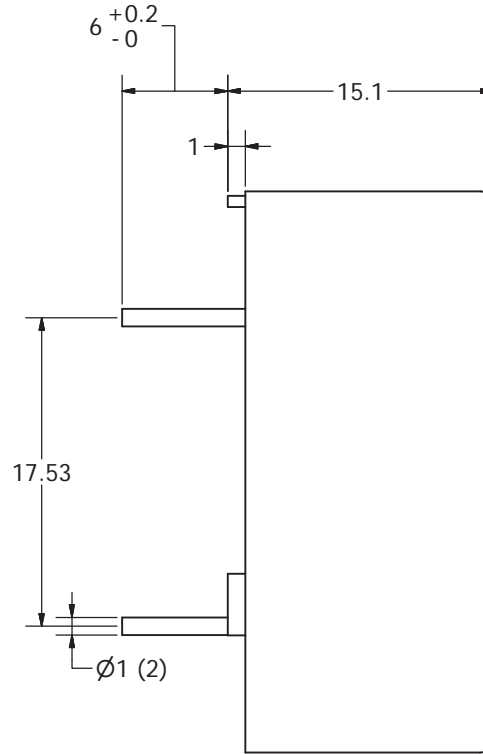
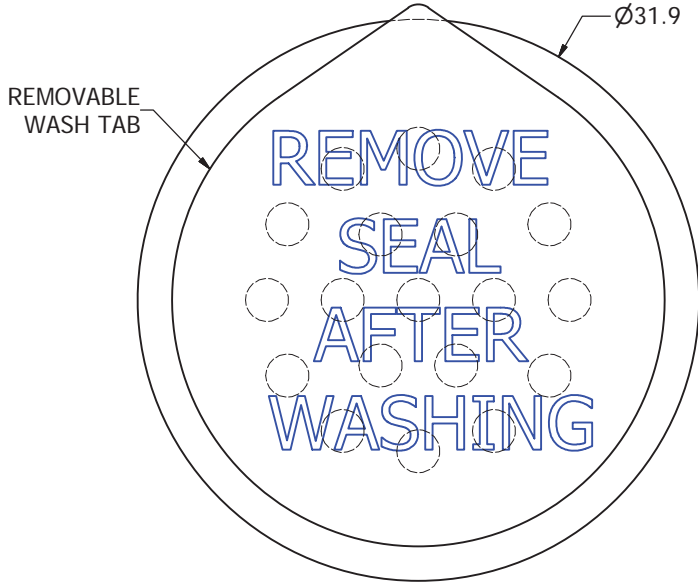
SPECIFICATIONS

PARAMETERS	VALUES	UNITS
RATED INPUT POWER	0.1	W
MAX INPUT POWER	0.2	W
IMPEDANCE	8 ± 20%	OHM
OUTPUT SPL @ 0.1W/0.5M (AT 1.2, 1.4, 1.6, 1.8 kHz)	82 ± 3	dBA
DISTORTION (MAX.)	5%	-
RESONANT FREQUENCY	1,500 ± 20%	Hz
FREQUENCY RANGE	500 ~ 20,000	Hz
HOUSING MATERIAL	NORYL	-
CONE MATERIAL	MYLAR	-
MAGNET MATERIAL	NdFeB	-
OPERATING TEMPERATURE	-20 ~ +60	°C
WEIGHT	10	grams

THIS DOCUMENT CONTAINS DATA PROPRIETARY TO PROJECTS UNLIMITED, INC. ANY USE OR REPRODUCTION, IN ANY FORM, WITHOUT PRIOR WRITTEN PERMISSION OF PROJECTS UNLIMITED, INC. IS PROHIBITED.
©2003, Projects Unlimited Inc.

REVISION HISTORY

LTR	DESCRIPTION	DATE	APPROVED
-	RELEASED FROM ENGINEERING	7/8/2006	
A	REVISED TO INVENTOR 3-D DRAWING TEMPLATE	10/27/2008	B.R.
B	ADDED NOTE 4	1/5/2011	B.R.
C	REVISED MAGNET MATERIAL	6/28/2011	C.W.



NOTES:

1. ALL DIMENSIONS ARE IN MILLIMETERS.
2. SPECIFICATIONS SUBJECT TO CHANGE OR WITHDRAWAL WITHOUT NOTICE.
3. THIS PART IS RoHS 2002/95/EC COMPLIANT.
4. HAND SOLDER ONLY.

UNLESS OTHERWISE SPECIFIED: DIMENSIONS ARE IN MILLIMETERS, TOLERANCES ARE ±0.5 AND ANGLES ARE ±3°.	SIZE	Designed by	Date	Checked by	Date	Approved by	Date	Drawn Date
	A3	B.R.	4/7/2006	B.R.	4/7/2006	E.P.	4/7/2006	10/27/2008
AST-03208MR-R.idw					AST-03208MR-R			
		Speaker			Edition		Sheet	
					-		1 / 1	