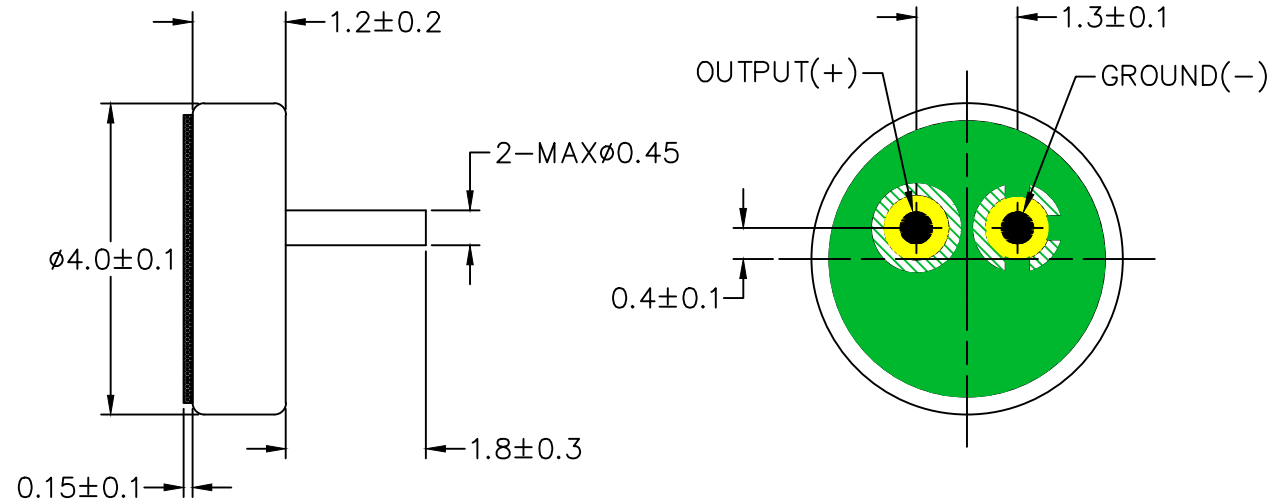
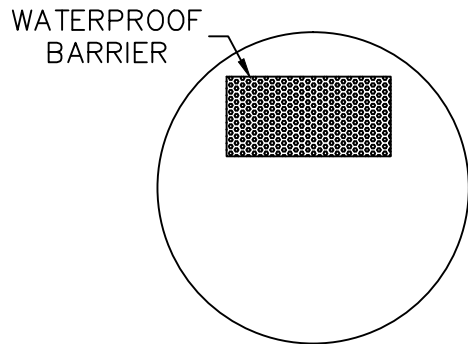


THIS DOCUMENT CONTAINS DATA PROPRIETARY TO PROJECTS UNLIMITED, INC. ANY USE OR REPRODUCTION, IN ANY FORM, WITHOUT PRIOR WRITTEN PERMISSION OF PROJECTS UNLIMITED, INC. IS PROHIBITED.
© 2005, Projects Unlimited Inc.

SPECIFICATIONS

PARAMETERS	VALUES	UNITS
DIRECTIVITY	Omni	–
SENSITIVITY	-42±3	dB
STANDARD OPERATING VOLTAGE	2	Vdc
MAX OPERATING VOLTAGE	10	Vdc
CURRENT CONSUMPTION (MAX)	0.5	mA
IMPEDANCE	2.2	kOhm
SIGNAL TO NOISE RATIO (MIN.)	>60	dB
TERMINAL	PIN	–
INTERNAL CAPACITOR	–	pF
OPERATING TEMPERATURE	-20~60	°C


REVISIONS			
LTR	DESCRIPTION	DATE	APPROVED
–	RELEASED FROM ENGINEERING	5/7/15	



NOTES:

1. ALL DIMENSIONS ARE IN MILLIMETERS.
2. SPECIFICATION SUBJECT TO CHANGE OR WITHDRAWAL WITHOUT NOTICE.
3. THIS PART IS RoHS 2011/65/EU COMPLIANT.
4. THIS PART IS BACK ELECTRET

FILE NAME
TOW-1242P-R.DWG

UNLESS OTHERWISE SPECIFIED: ALL PURCHASES ARE SUBJECT TO THE PUI AUDIO TERMS AND CONDITIONS SALE FOUND AT http://www.puiaudio.com/pdf/terms_conditions.pdf (paper copy available upon request). DIMENSIONS ARE IN MILLIMETERS, TOLERANCES ARE ± 0.5 AND ANGLES ARE $\pm 3^\circ$.		 <p>pui audio inc a projects unlimited company</p>	<p>3541 Stop Eight Road Dayton, Ohio 45414</p>
APPROVALS	DATE		
DRAWN	M.L.	11/14	DRAWING NO.
CHECKED	M.L.	11/14	TOW-1242P-R
APPROVED	B.R.	11/14	SCALE: N.T.S.
			SHEET 1 OF 1