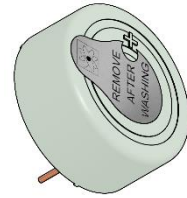




# PUIaudio



Data Sheet

AI-2331-TWT-2-R

## Features:

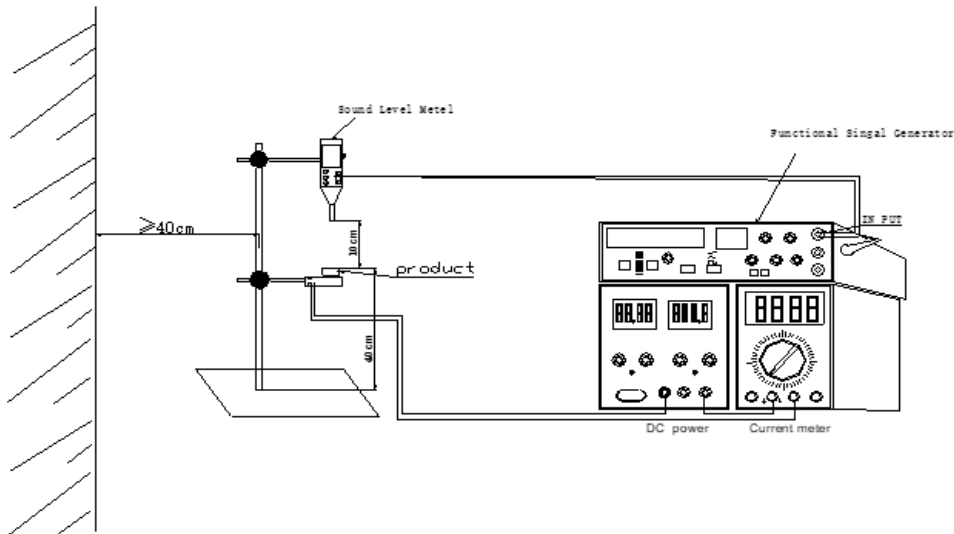
- Piezo Indicator
- 12VDC rated, 3200Hz
- Top-Firing Thru-Hole Type
- Wave Solder NOT Allowed, Washing Allowed

## Specifications

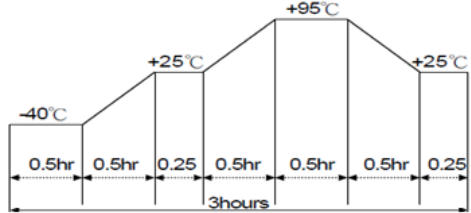
Parameters	Values	Units
Rated Voltage	12	VDC
Operating Voltage Range	3 ~ 20	VDC
Current Draw at Rated Voltage	13(Max.)	mA
Minimum SPL @ 10cm	85	dBA
Resonant Frequency	3,200 ± 500	Hz
Tone or Pulse Rate	Continuous	-
Housing Material	ABS	-
Terminal Material	Au Plated Brass	-
Weight	5	Grams
Acceptable Soldering Methods	Hand Solder	Temp 350C, Time < 3 seconds
Environmental Compliances	RoHS/REACH	Ex. 7c-1
Storage Temperature	-40 ~ +95	°C
Operating Temperature	-30 ~ +85	°C

## Measurement Method (Temperature: 25±3°C; Relative Humidity: 60% ~ 70%)

Standard Test Fixture (Distance=10cm, Power=12VDC)

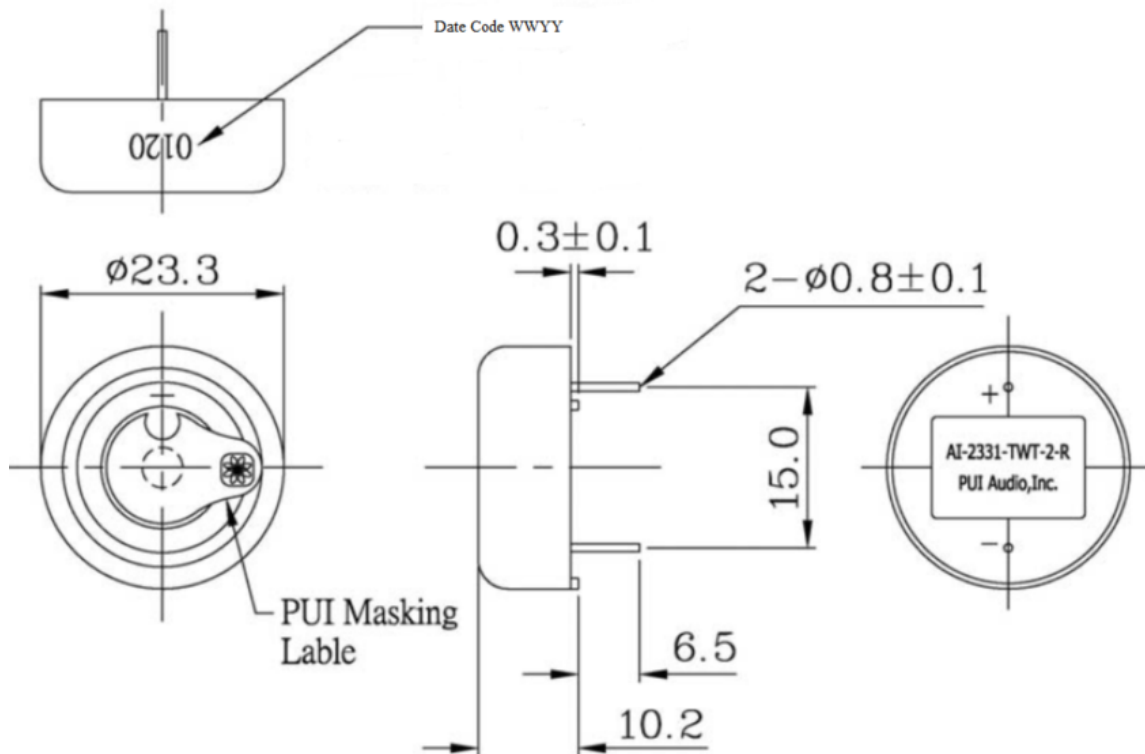


## Reliability Testing

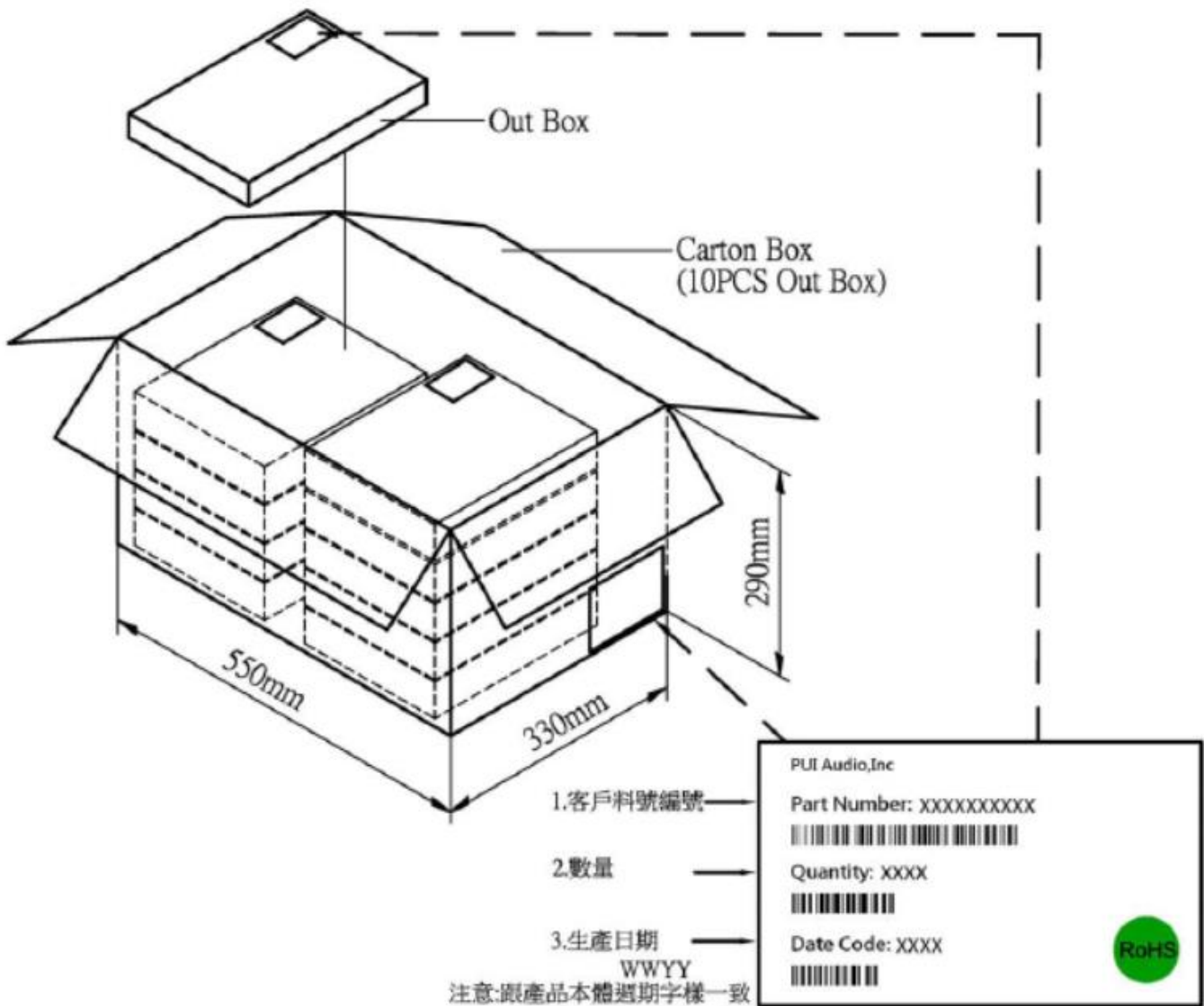
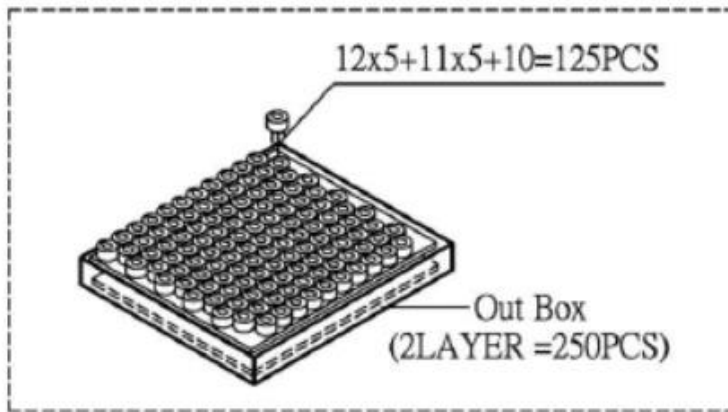
Type of Test	Test Specifications
High Temperature Test	Test chamber for 240 hours at +95°C, then rested at room temperature for 4 hours.
Low Temperature Test	Test chamber for 240 hours at -40°C, then rested at room temperature for 4 hours.
Humidity Test	Test chamber for 240 hours at +40°C with relative humidity at 90±5%, then rested at room temperature for 4 hours.
Temperature Cycle Testing	 <p>Test repeated 5 times, then rest at room temperature for 4 hours.</p>
Vibration Test	1.5mm amplitude vibration with 10~55Hz band of vibration frequency for 2 hours. Repeat test in X, Y, Z directions (total 6 hours).
Drop Test	Free drop a unit from the height 75cm to the surface of 40mm thick board, three times. Repeat test in X, Y, Z directions (total 9 times).
Load Test	Apply rated voltage for 48 hours continuously at +70°C. Apply a duty cycle of 1 minute on, 1 minute off 5000 times minimum, at rated voltage and room temperature (+25±3°C).

Measurements should be ±10% compared with initial after testing. SPL should be ±10 dB.

## Dimensions



## Packaging



Out Box	310mmx248mmx49mm	2x125PCS=250PCS
Carton Box	550mmx330mmx290mm	250PCSx10=2,500PCS

**Specifications Revisions**

<b>Revision</b>	<b>Description</b>	<b>Date</b>	<b>Approved</b>
-	RELEASED FROM ENGINEERING	07/08/2006	-
A	Revised to Inventor 3D Drawing Template	12/27/2007	BR
B	Update Spec Format, Add details for Reliability, Packaging, etc.	06/28/2024	ML

Note:

1. Unless otherwise specified:
  - A. All dimensions are in millimeters.
  - B. Default tolerances are  $\pm 0.5\text{mm}$  and angles are  $\pm 3^\circ$ .
2. Specifications subject to change or withdrawal without notice.