

SPECIFICATIONS

PARAMETERS	VALUES	UNITS
DIRECTIVITY	OMNI	-
SENSITIVITY	-44 ± 3	dB
STANDARD OPERATING VOLTAGE	4.5	Vdc
MAX OPERATING VOLTAGE	10	Vdc
CURRENT CONSUMPTION (MAX)	0.5	mA
IMPEDANCE	1	KOhm
SIGNAL TO NOISE RATIO (MIN.)	60	dB
TERMINAL	SOLDER PADS	-
INTERNAL CAPACITOR	N/A	pF

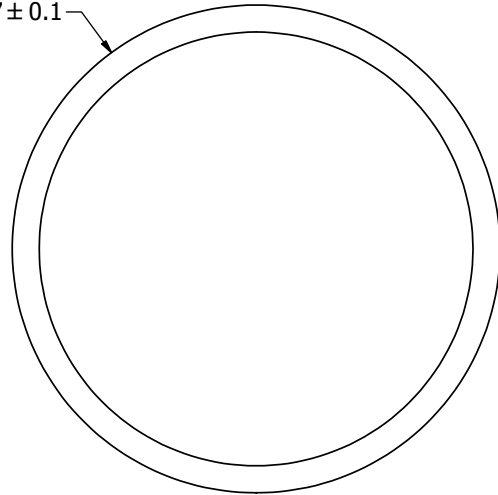
THIS DOCUMENT CONTAINS DATA PROPRIETARY TO PROJECTS UNLIMITED, INC. ANY USE OR REPRODUCTION, IN ANY FORM, WITHOUT PRIOR WRITTEN PERMISSION OF PROJECTS UNLIMITED, INC. IS PROHIBITED.
©2003, Projects Unlimited Inc.

REVISION HISTORY


LTR	DESCRIPTION	DATE	APPROVED
-	RELEASED FROM ENGINEERING	1/30/2006	
A	ADDED TERMINAL POLARITY	1/30/2007	R.W.
B	REVISED TO INVENTOR 3-D DRAWING TEMPLATE	9/16/2010	B.R.



Ø9.7 ± 0.1

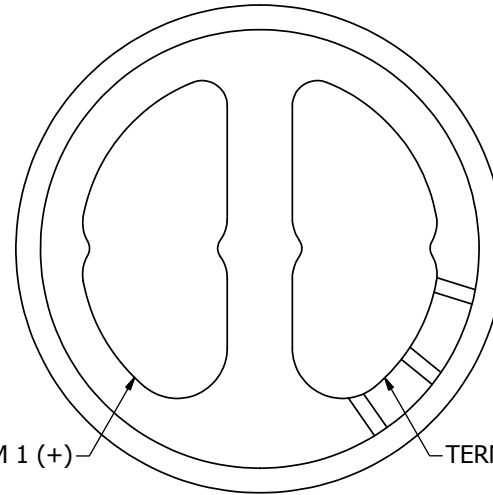


5.2 ± 0.2



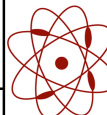
TERM 1 (+)

TERM 2 (-)



NOTES:

1. ALL DIMENSIONS ARE IN MILLIMETERS.
2. SPECIFICATIONS SUBJECT TO CHANGE OR WITHDRAWAL WITHOUT NOTICE.
3. THIS PART IS RoHS 2002/95/EC COMPLIANT.

UNLESS OTHERWISE SPECIFIED: DIMENSIONS ARE IN MILLIMETERS, TOLERANCES ARE ±0.5 AND ANGLES ARE ±3°.	SIZE	Designed by	Date	Checked by	Date	Approved by	Date	Drawn Date				
	A3	J.A.F.	1/30/2006	E.P.	1/30/2006	B.R.	1/31/2006	9/16/2010				
AOM-5244L-R.idw		 pui audio <small>a projects unlimited company</small>		AOM-5244L-R			Microphone <table border="1" style="float: right; margin-left: 20px;"> <tr> <td>Edition</td> <td>Sheet</td> </tr> <tr> <td>-</td> <td>1 / 1</td> </tr> </table>		Edition	Sheet	-	1 / 1
Edition	Sheet											
-	1 / 1											