This document contains data proprietary to PUI Audio Inc. Any use or reproduction, in any form, without prior written permission of PUI Audio Inc. is prohibited.
©2024, PUI Audio Inc.



Data Sheet	SMI-1324-TW-3V-R-T/R

Features:

- 3Vdc Electro-Mechanical SMD Indicator
- 2400Hz Resonant Frequency
- Reflow and Wash Allowed
- Tape and Reel

Specifications

Parameters	Values	Units
Rated Voltage	3	VDC
Operating Voltage Range	2-5	VDC
Current Draw at Rated Voltage	30	mA
Minimum SPL @ 10cm	75	dBA
Resonant Frequency	2400 ± 400	Hz
Tone or Pulse Rate	Continuous Tone	-
Housing Material	PPS	-
Terminal Material	Sn plated Brass	-
Weight	2	Grams
Acceptable Soldering Methods	Hand Solder, Reflow Solder	See following pages
Environmental Compliances	ROHS/REACH	-
Moisture Sensitivity Level (MSL)	2A	-
Storage Temperature	-40 to 85	°C
Operating Temperature	-40 to 85	°C

Measurement Method (3Vdc, 10cm)

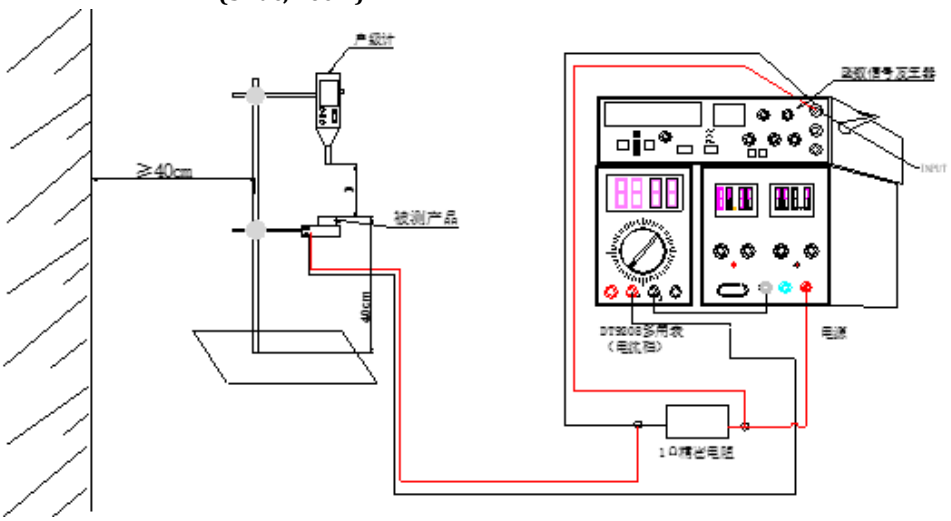

This document contains data proprietary to PUI Audio Inc. Any use or reproduction, in any form, without prior written permission of PUI Audio Inc. is prohibited.
©2024, PUI Audio Inc.

Voltage vs SPL Curve

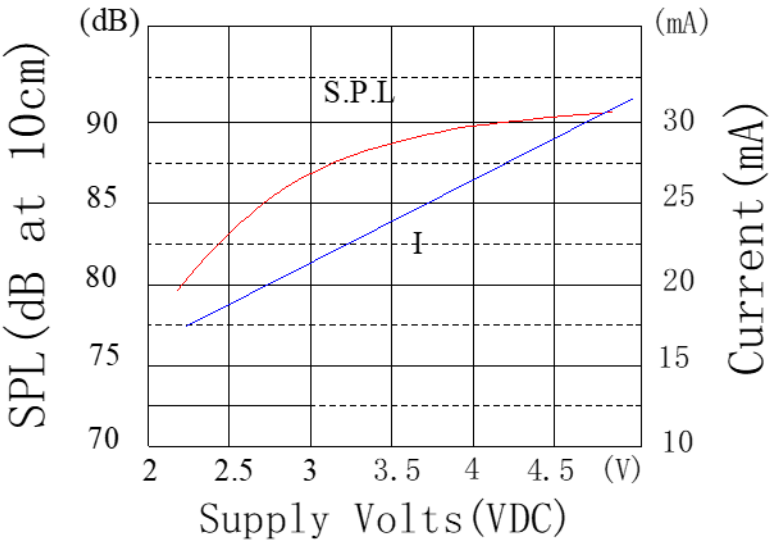

Reliability Testing

Type of Test	Test Specifications
Storage High Temperature Test	Storage in +85℃±2℃ test box for 96 hours, then expose to the room temperature for 2 hours without applying power.
Storage Low Temperature Test	Storage in -40℃±2℃ test box for 96 hours, then expose to the room temperature for 2 hours without applying power
Humidity Test	Storage in +40℃±2℃ 90-95%RH test box for 96 hours, then expose to the room temperature for 2 hours without applying power.
Temperature Cycle Testing	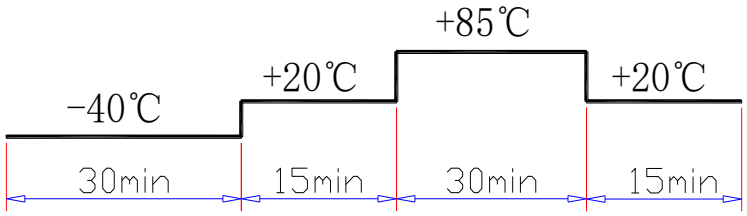 Make this test for 5 cycles without applying power,then expose to the room temperature for 2 hours.
Vibration Test	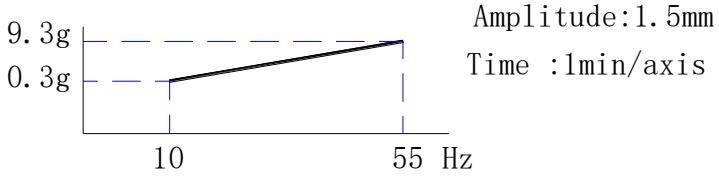 Make this test for the directions of X,Y, Z for 2 hours each (total 6 hours).
Drop Test	Free drop a unit from the height 100cm to the surface of 10mm thick board ,three directions(X,Y,Z).
Solderability Test	Soldering temp.:260±5℃ Heat applying time: 3±0.5sec.

After tests, SPL shall be within ± 5dB

This document contains data proprietary to PUI Audio Inc. Any use or reproduction, in any form, without prior written permission of PUI Audio Inc. is prohibited.
©2024, PUI Audio Inc.

Recommended Reflow Profile

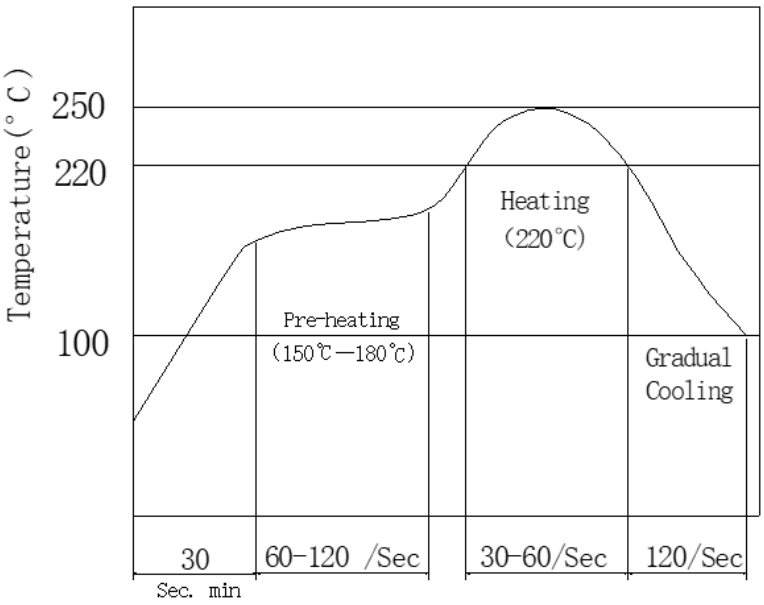

***Manual Soldering – Iron temp 350C, Solder Time 3 second or less.**

Dimensions

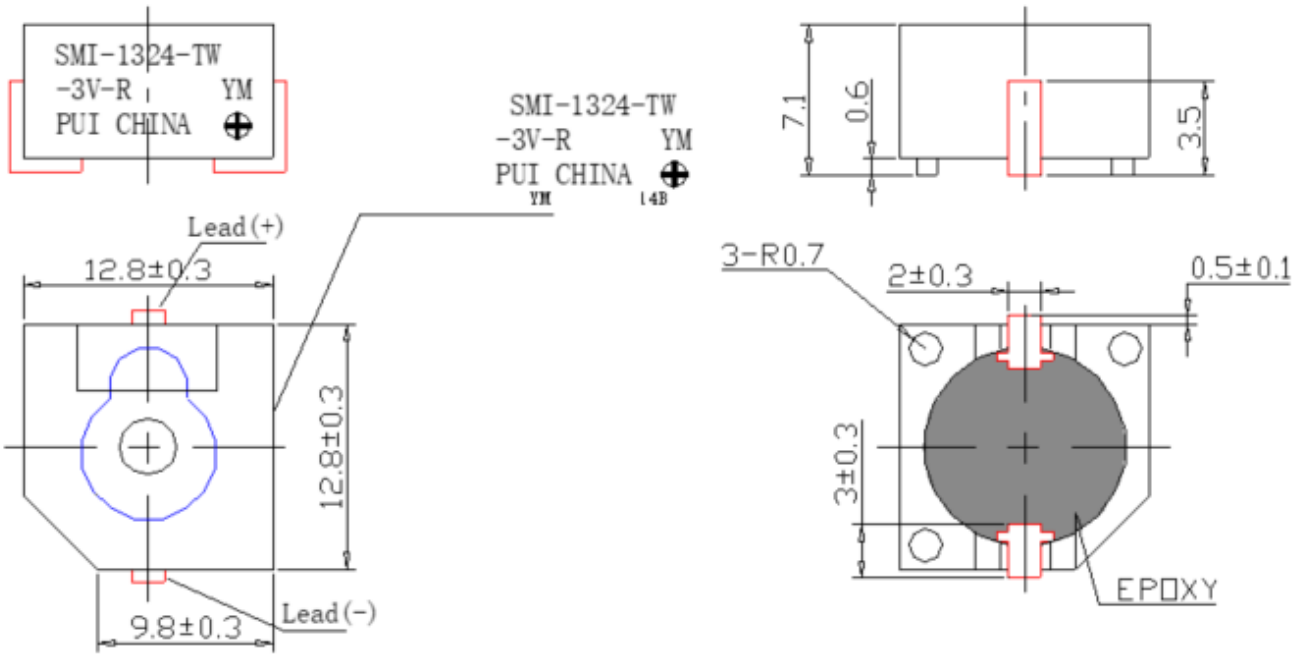

This document contains data proprietary to PUI Audio Inc. Any use or reproduction, in any form, without prior written permission of PUI Audio Inc. is prohibited.
©2024, PUI Audio Inc.

Recommended Land Pattern

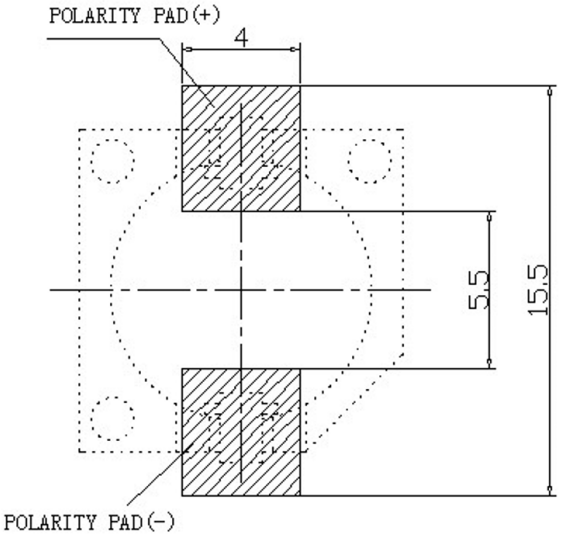

SMD REFLOW PATTERN

Packaging

450pcs per reel

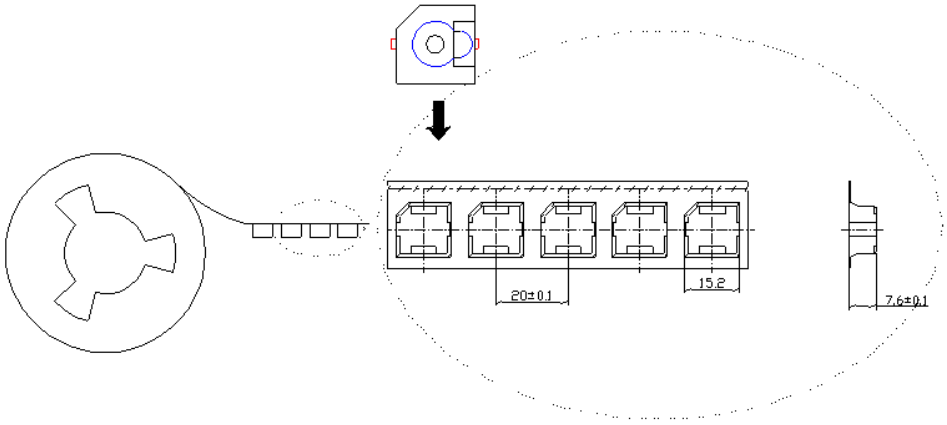

2250pcs master carton

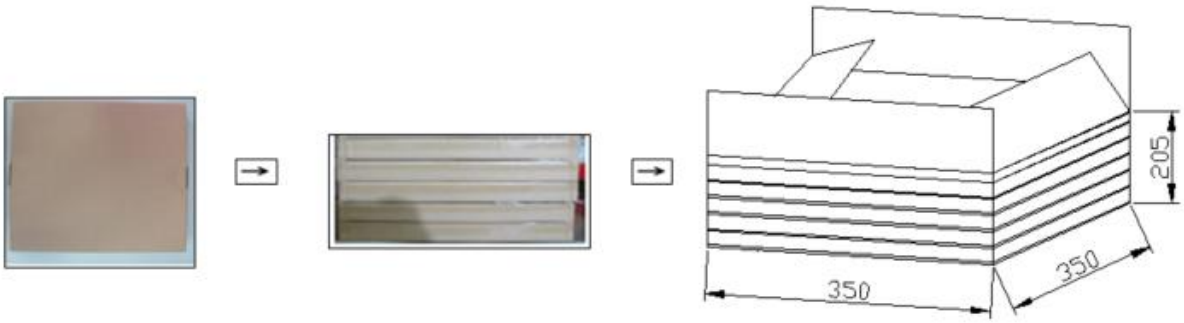

This document contains data proprietary to PUI Audio Inc. Any use or reproduction, in any form, without prior written permission of PUI Audio Inc. is prohibited.
©2024, PUI Audio Inc.

Specifications Revisions

Revision	Description	Date	Approved
-	Released from Engineering	10/18/2006	-
A	Revised to show positive + marking	10/26/2006	RW
B	Revised to 3D Template	06/01/2010	BR
C	Revised Storage Temperature	02/27/2020	MV
D	Update Spec Format, Add Details for Reliability, Packaging, etc., Revised Temperature Ranges, Add MSL 2A.	01/24/2025	ML

Note:

1. Unless otherwise specified:
    A. All dimensions are in millimeters.
    B. Default tolerances are ±0.5mm and angles are ±3°.
2. Specifications subject to change or withdrawal without notice.