This document contains data proprietary to PUI Audio Inc. Any use or reproduction, in any form, without prior written permission of PUI Audio Inc. is prohibited.
©2024, PUI Audio Inc.

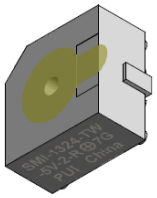

Data Sheet	SMI-1324-TW-5V-2-R-T/R

Features:

- 5Vdc Electro-Mechanical SMD Indicator
- 2400Hz Resonant Frequency
- Reflow and Wash Allowed
- Tape and Reel

Specifications

Parameters	Values	Units
Rated Voltage	5	VDC
Operating Voltage Range	4 - 7	VDC
Current Draw at Rated Voltage	30	mA
Minimum SPL @ 10cm	88	dBA
Resonant Frequency	2400 ± 400	Hz
Tone or Pulse Rate	Continuous Tone	-
Housing Material	PPS	-
Terminal Material	Sn plated Brass	-
Weight	2	Grams
Acceptable Soldering Methods	Hand Solder, Reflow Solder	See pages for soldering information
Environmental Compliances	ROHS/REACH	-
Moisture Sensitivity Level (MSL)	2A	-
Storage Temperature	-40 to 85	°C
Operating Temperature	-40 to 85	°C

Measurement Method (3Vdc, 10cm)

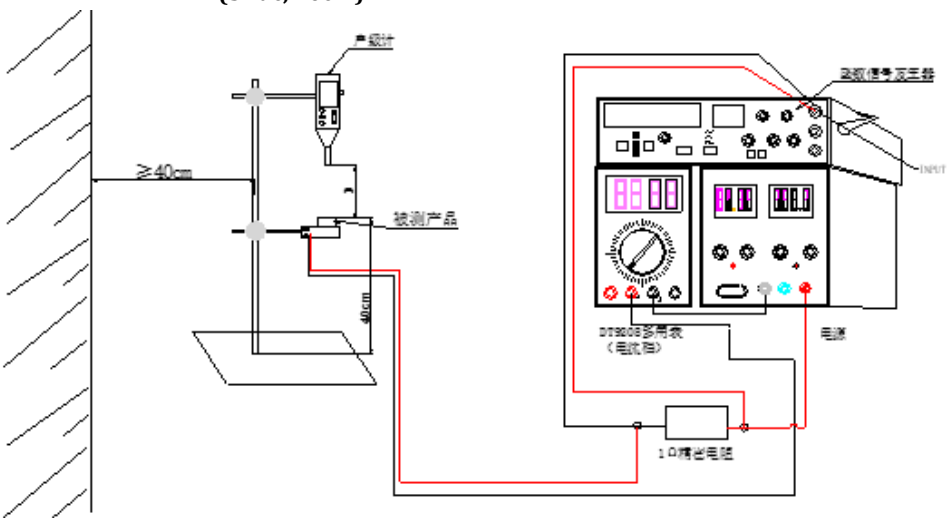

This document contains data proprietary to PUI Audio Inc. Any use or reproduction, in any form, without prior written permission of PUI Audio Inc. is prohibited.
©2024, PUI Audio Inc.

Typical SPL vs Voltage Curve

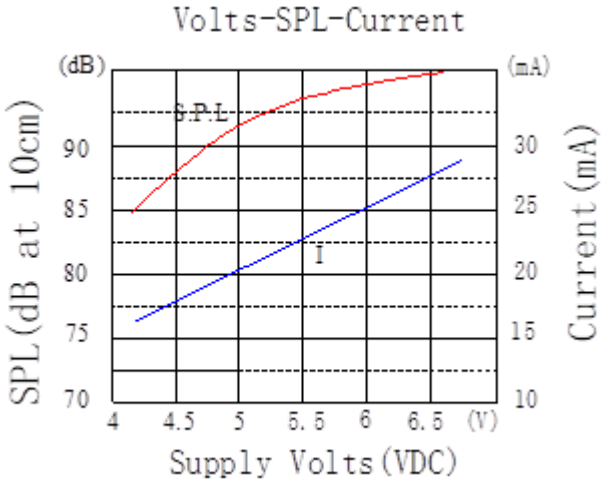

Reliability Testing

Type of Test	Test Specifications
Storage High Temperature Test	Storage in +85℃±2℃ test box for 96 hours, then expose to the room temperature for 2 hours without applying power.
Storage Low Temperature Test	Storage in -40℃±2℃ test box for 96 hours, then expose to the room temperature for 2 hours without applying power
Humidity Test	Storage in +40℃±2℃ 90-95%RH test box for 96 hours, then expose to the room temperature for 2 hours without applying power.
Temperature Cycle Testing	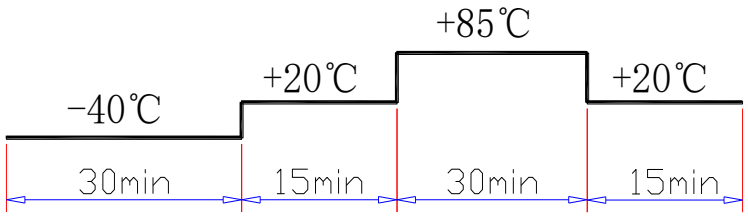 Make this test for 5 cycles without applying power,then expose to the room temperature for 2 hours.
Vibration Test	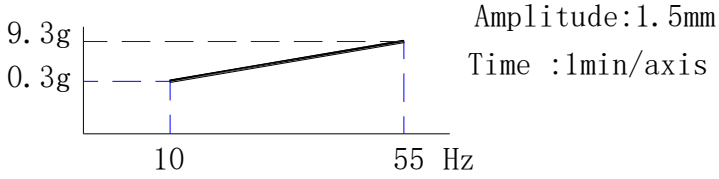 Make this test for the directions of X,Y, Z for 2 hours each (total 6 hours).
Drop Test	Free drop a unit from the height 100cm to the surface of 10mm thick board ,three directions(X,Y,Z).
Solderability Test	Soldering temp.:260±5℃ Heat applying time: 3±0.5sec.

After tests, SPL shall be within ± 5dB

This document contains data proprietary to PUI Audio Inc. Any use or reproduction, in any form, without prior written permission of PUI Audio Inc. is prohibited.
©2024, PUI Audio Inc.

Recommended Reflow Profile

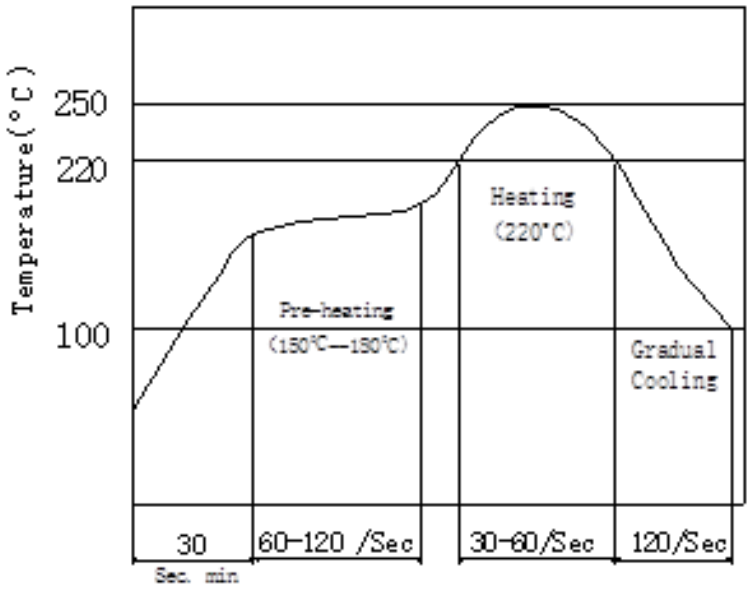

Dimensions

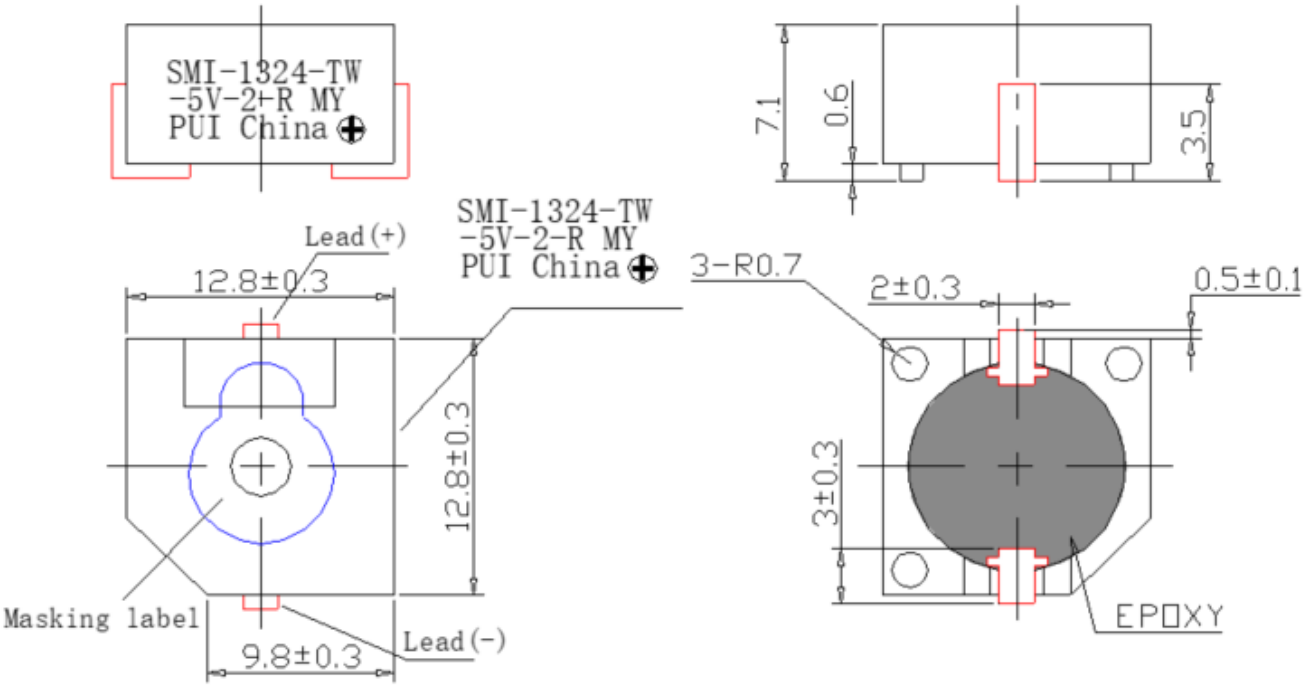

This document contains data proprietary to PUI Audio Inc. Any use or reproduction, in any form, without prior written permission of PUI Audio Inc. is prohibited.
©2024, PUI Audio Inc.

Recommended Land Pattern

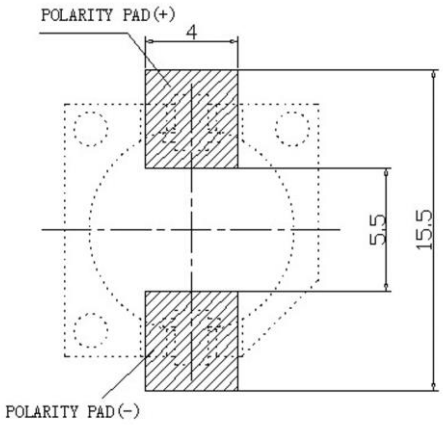

SMD REFLOW PATTERN

Packaging

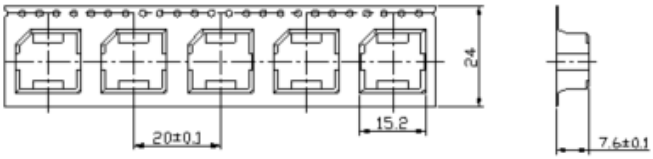

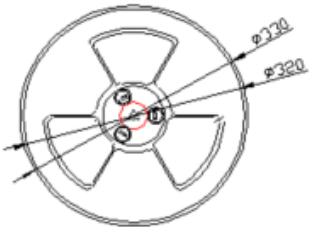

450PCS

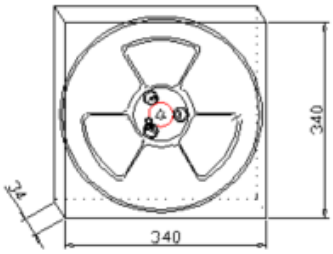

1ROLL CARRIER REEL/INNER BOX

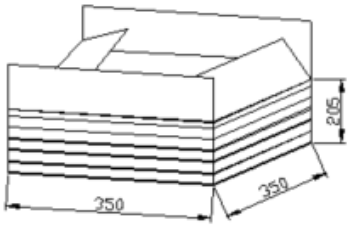

5 Reels/2250pcs master carton

This document contains data proprietary to PUI Audio Inc. Any use or reproduction, in any form, without prior written permission of PUI Audio Inc. is prohibited.
©2024, PUI Audio Inc.

Specifications Revisions

Revision	Description	Date	Approved
-	Released from Engineering	08/02/2004	-
A	Revised Terminal Material	12/13/2004	RW
B	Removed Lead Free Added RoHS note	08/10/2005	-
C	Added Note 4	11/02/2005	BR
D	Revised Terminal Material	03/20/2006	BR
E	Revised Temperatures Add Date Code	06/14/2006	RW
F	Revised Layout Added Side Dimensions	08/16/2006	BR
G	Revised to Inventor 3D Template	11/09/2007	BR
H	Update Spec Format, Add Details for Reliability, Packaging, etc.	08/07/2024	ML
I	Add MSL 2A	02/06/2025	ML

Note:

1. Unless otherwise specified:
    A. All dimensions are in millimeters.
    B. Default tolerances are ±0.5mm and angles are ±3°.
2. Specifications subject to change or withdrawal without notice.
3. This part is RoHS compliant.
4. Max Reflow temp is 260C.