This document contains data proprietary to PUI Audio Inc. Any use or reproduction, in any form, without prior written permission of PUI Audio Inc. is prohibited.
©2024, PUI Audio Inc.

Data Sheet	SMI-1324-TW-5V-R-T/R

Features:

- 5Vdc Electro-Mechanical SMD Indicator
- 2400Hz Resonant Frequency
- Reflow and Wash Allowed
- Tape and Reel

Specifications

Parameters	Values	Units
Rated Voltage	5	VDC
Operating Voltage Range	4 - 7	VDC
Current Draw at Rated Voltage	30Max.	mA
Minimum SPL @ 10cm	85	dBA
Resonant Frequency	2400 ± 300	Hz
Tone or Pulse Rate	Continuous Tone	-
Housing Material	PA46	-
Terminal Material	Sn plated Brass	-
Weight	2	Grams
Acceptable Soldering Methods	Hand Solder, Reflow Solder	See following pages for information
Environmental Compliances	ROHS/REACH	-
Moisture Sensitivity Level	2A	-
Storage Temperature	-40 to 85	°C
Operating Temperature	-40 to 85	°C

Measurement Method (Power=5Vdc, Distance=10cm)

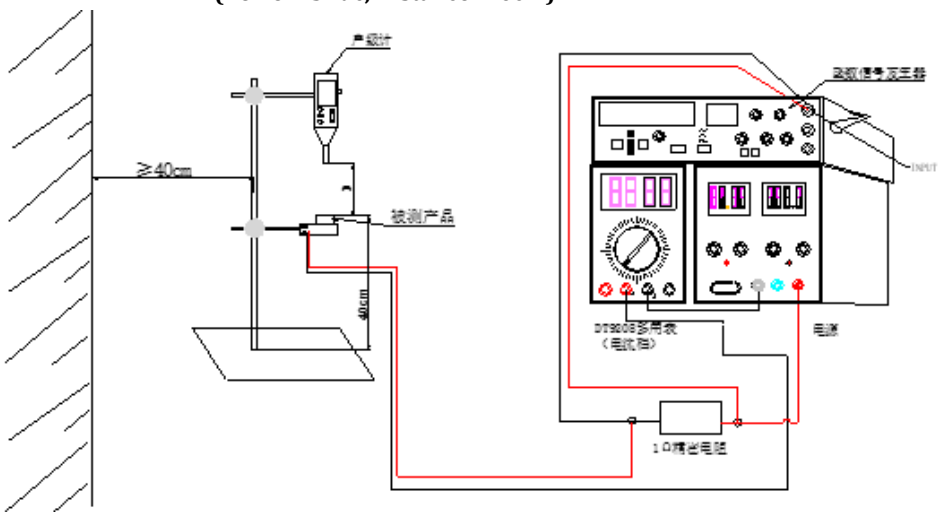

This document contains data proprietary to PUI Audio Inc. Any use or reproduction, in any form, without prior written permission of PUI Audio Inc. is prohibited.
©2024, PUI Audio Inc.

Typical SPL vs. Voltage Curve

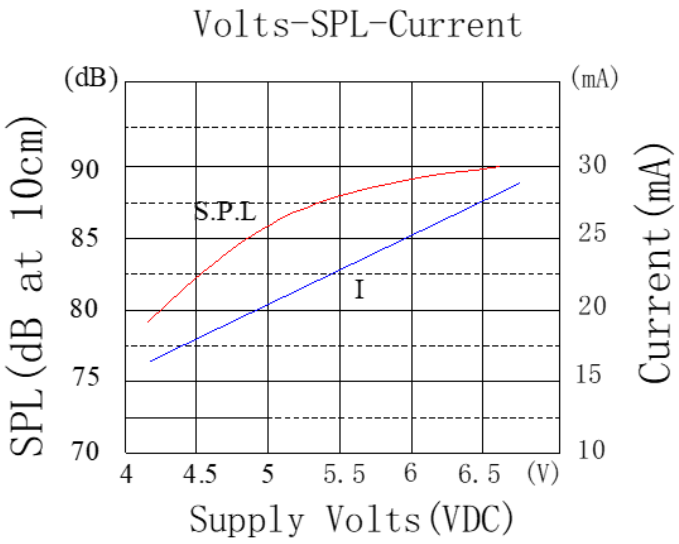

Reliability Testing

Type of Test	Test Specifications
Storage High Temperature Test	Storage in +85℃±2℃ test box for 96 hours, then expose to the room temperature for 2 hours without applying power.
Storage Low Temperature Test	Storage in -40℃±2℃ test box for 96 hours, then expose to the room temperature for 2 hours without applying power
Humidity Test	Storage in +40℃±2℃ 90-95%RH test box for 96 hours, then expose to the room temperature for 2 hours without applying power.
Temperature Cycle Testing	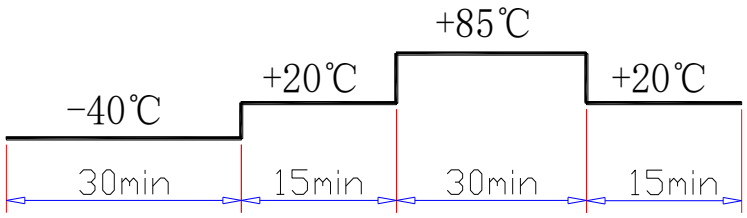 Make this test for 5 cycles without applying power,then expose to the room temperature for 2 hours.
Vibration Test	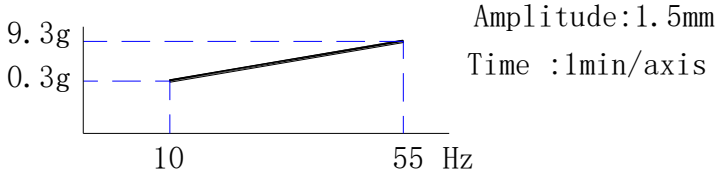 Make this test for the directions of X,Y, Z for 2 hours each (total 6 hours).
Drop Test	Free drop a unit from the height 100cm to the surface of 10mm thick board ,three directions(X,Y,Z).

After tests, SPL shall be within ± 5dB

This document contains data proprietary to PUI Audio Inc. Any use or reproduction, in any form, without prior written permission of PUI Audio Inc. is prohibited.
©2024, PUI Audio Inc.

Recommended Reflow Profile

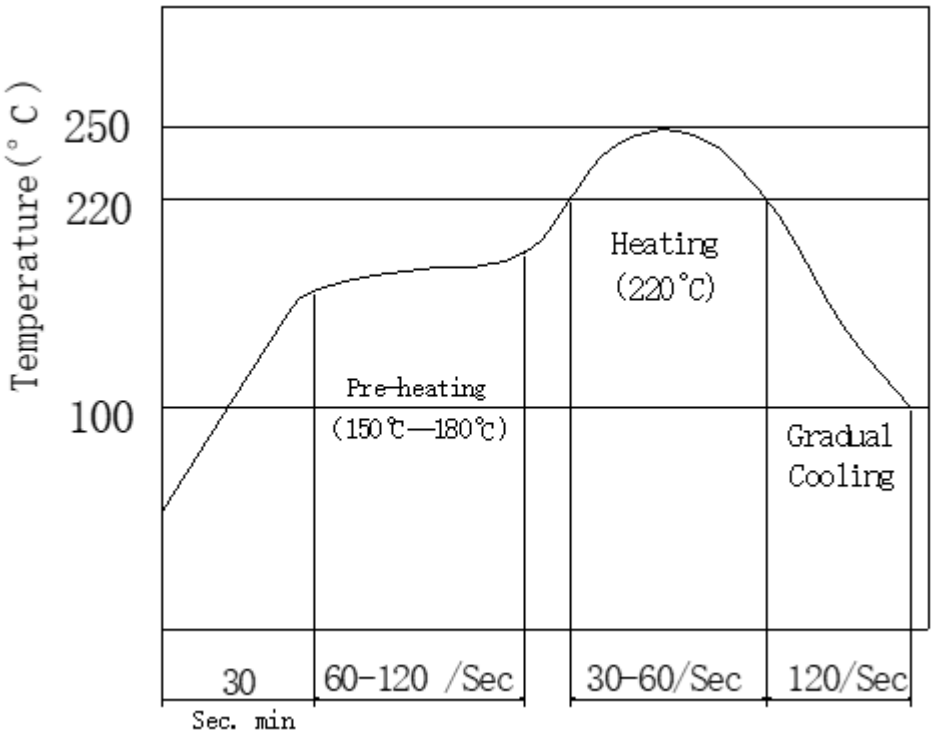

Dimensions

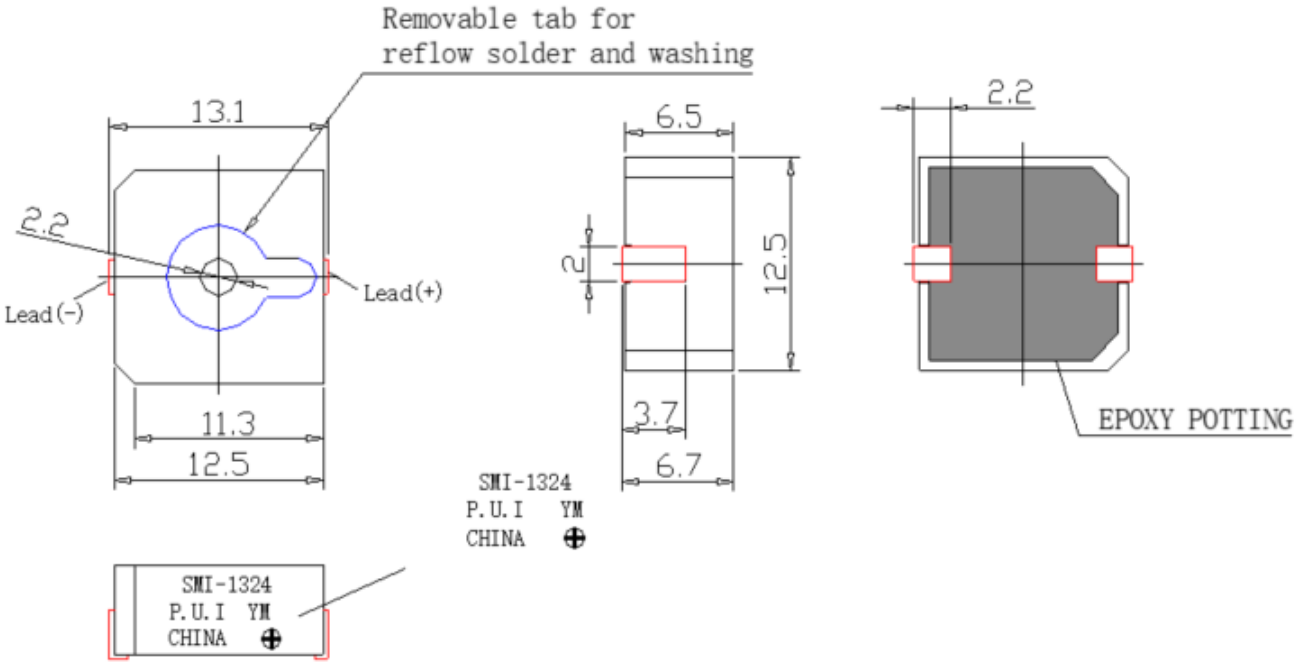

This document contains data proprietary to PUI Audio Inc. Any use or reproduction, in any form, without prior written permission of PUI Audio Inc. is prohibited.
©2024, PUI Audio Inc.

Recommended Land Pattern

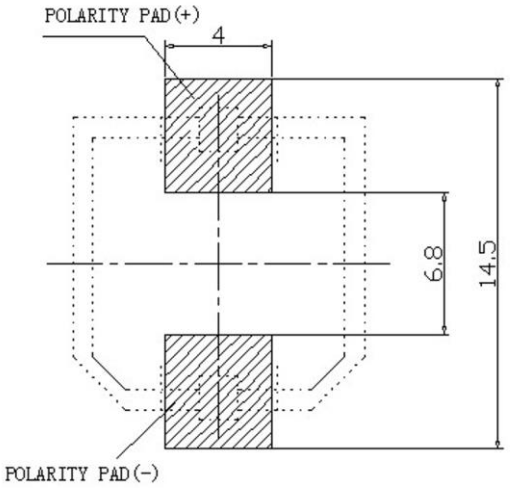

SMD REFLOW PATTERN

Packaging

350pcs Reel

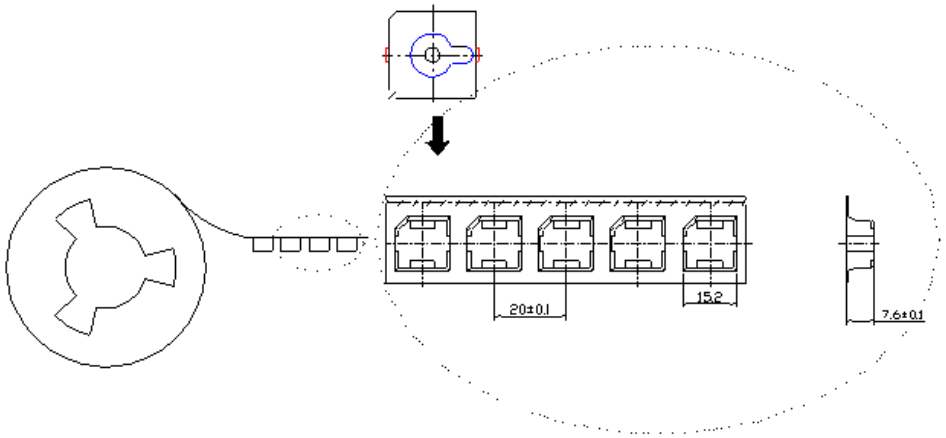

1750pcs master carton

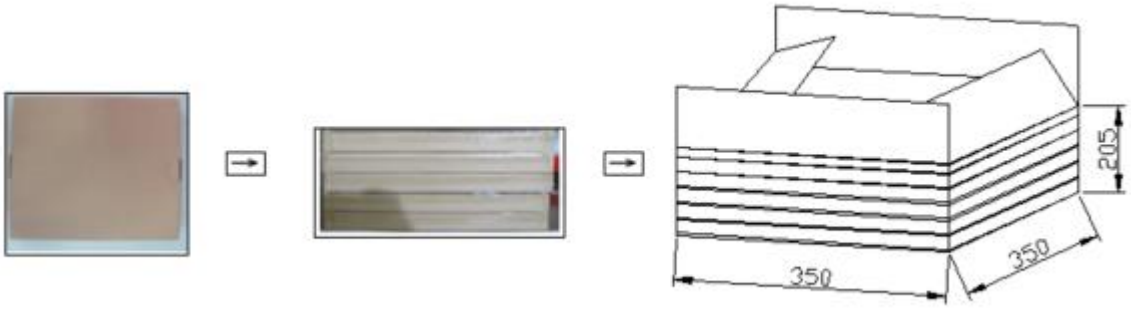

This document contains data proprietary to PUI Audio Inc. Any use or reproduction, in any form, without prior written permission of PUI Audio Inc. is prohibited.
©2024, PUI Audio Inc.

Specifications Revisions

Revision	Description	Date	Approved
-	Released from Engineering	04/07/2005	-
A	Revised Note 3 & 4	11/02/2005	BR
B	Revised to 3D template	06/01/2010	BR
C	Revised Temperature Ratings	20/28/2020	MV
D	Update Spec Format and Drawing Image, Add Details for Reliability, Packaging, etc. Add MSL 2A	01/24/2025	ML

Note:

1. Unless otherwise specified:
   A. All dimensions are in millimeters.
   B. Default tolerances are ±0.5mm and angles are ±3°.
2. Specifications subject to change or withdrawal without notice.
3. This part is ROHS compliant.
4. Max reflow temperature is 260C for 10 seconds or less.